

# Modular Acoustic Enclosures

24 – 220 kVA Range



[www.FGWilson.com](http://www.FGWilson.com)

The intelligent and striking design of the 24 – 220 kVA enclosure range meets the demands of diverse applications. Extremely durable, the enclosures are designed to resist corrosion and handling damage.

Developed through continuing research and development by our specialist engineers, all FG Wilson enclosures are weather resistant and incorporate internally mounted exhaust silencers. These enclosures reduce sound levels to comply with the stage 2 levels of the European Community Directive 2000/14/EC which became effective 3 January 2006.



### Excellent Access for Maintenance

- » Side hinged doors on both sides of the enclosure incorporating lift-off hinges at 45 degrees
- » Radiator fill via removable, flush mounted rain cap fitted with compression seal
- » Lube oil drain valves / Coolant drain valves
- » Removable end panels allow access to radiator, exhaust outlet and alternator rear
- » Doors positioned for optimum access to frequently serviced items

### Robust/Highly Corrosion Resistant Construction

- » Manufactured from galvanised steel
- » Advanced powder coating paint finish
- » Single piece main roof
- » Baseframe extends beyond enclosure protecting against handling damage
- » Minimal external fixings exposed to environment
- » Zinc plated fasteners
- » Corner posts and air handling units manufactured from high grade composite material



### Transportability

- » Optional tested and certified lifting arch
- » Lifting and drag points on baseframe facilitating handling from both sides

### Security and Safety

- » Secure, lockable doors prevent unauthorised access to control panel, fuel fill and battery
- » Emergency stop button mounted on exterior, convenient to control panel
- » Cooling fan and battery charging alternator fully guarded

## Sound Pressure Levels (dBA) for CAE Enclosure


Generator Set Model		50 Hz							60 Hz					
		15 m (50 ft)		7 m (23 ft)		1 m (3 ft)			15 m (50 ft)		7 m (23 ft)		1 m (3 ft)	
		75% Load	100% Load	75% Load	100% Load	75% Load	100% Load	75% Load	100% Load	75% Load	100% Load	75% Load	100% Load	
P33-3	Prime	93	61	62	67	68	76	77	61	63	67	69	77	79
	Standby	93	61	62	67	68	76	77	61	64	67	70	78	80
P33-6	Prime	94	59	61	65	67	75	77	-	-	-	-	-	-
	Standby	94	60	62	66	68	76	78	-	-	-	-	-	-
P50-3	Prime	93	57	58	63	64	74	74	60	61	66	67	76	77
	Standby	93	57	58	63	64	74	75	60	62	66	68	77	78
P50-4	Prime	90	56	56	62	62	74	75	-	-	-	-	-	-
	Standby	90	56	57	62	63	74	75	-	-	-	-	-	-
P55-3	Prime	93	57	58	63	64	74	75	60	62	66	68	77	78
	Standby	93	57	59	63	65	74	76	61	62	67	68	77	79
P55-4	Prime	91	56	57	62	63	74	74	-	-	-	-	-	-
	Standby	91	56	57	62	63	74	75	-	-	-	-	-	-
P65-5	Prime	93	58	60	64	66	74	76	61	63	67	69	77	79
	Standby	93	58	61	64	67	75	77	62	64	68	70	78	80
P65-6	Prime	91	58	59	64	65	75	76	-	-	-	-	-	-
	Standby	91	58	59	64	65	75	76	-	-	-	-	-	-
P88-3	Prime	92	58	59	64	65	76	76	61	61	67	67	78	79
	Standby	92	58	60	64	66	76	77	61	62	67	68	79	79
P88-6	Prime	96	61	61	67	67	79	79	-	-	-	-	-	-
	Standby	96	61	62	67	68	79	79	-	-	-	-	-	-
P110-3	Prime	96	62	63	68	69	80	81	65	65	71	71	84	84
	Standby	96	63	64	69	70	80	81	65	66	71	72	84	84
P110-6	Prime	94	61	62	67	68	79	79	-	-	-	-	-	-
	Standby	94	62	62	68	68	79	79	-	-	-	-	-	-
P150-5	Prime		60	61	66	67	76	76	61	61	67	67	77	77
	Standby		60	61	66	67	76	77	61	61	67	67	77	78
P165-5	Prime		59	59	65	65	74	74	61	62	67	68	77	77
	Standby		59	59	65	65	74	75	62	62	68	68	77	78
P165-6	Prime		58	59	64	65	73	74	-	-	-	-	-	-
	Standby		58	59	64	65	74	74	-	-	-	-	-	-
P175-2	Prime		58	59	64	65	74	74	-	-	-	-	-	-
	Standby		58	59	64	65	74	75	-	-	-	-	-	-
P200-3	Prime	97	62	62	68	68	78	78	65	65	71	71	81	81
	Standby	97	62	63	68	69	78	78	65	65	71	71	81	81
P200-6	Prime		59	60	65	66	74	75	-	-	-	-	-	-
	Standby		59	60	65	66	74	75	-	-	-	-	-	-
P220-3	Prime	97	62	64	68	70	78	79	-	-	-	-	-	-
	Standby	97	63	64	69	70	78	79	-	-	-	-	-	-

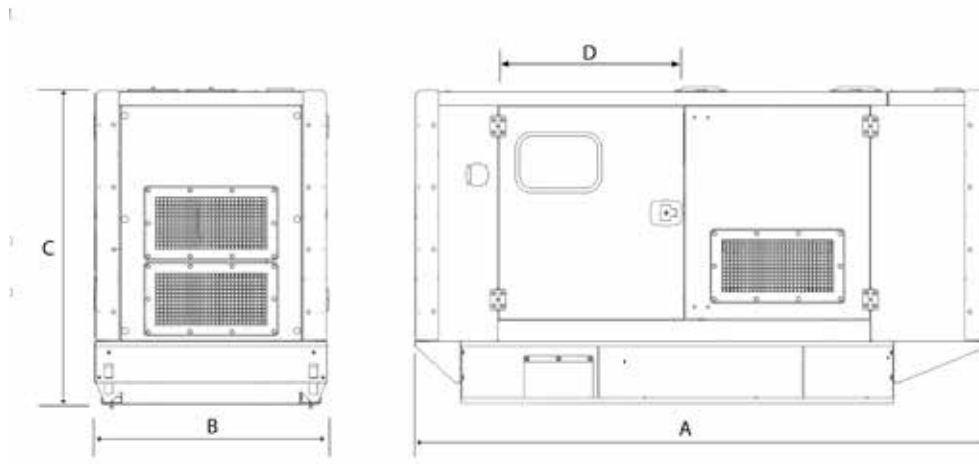
Levels in accordance with European Noise Directive (2000/14/EC).

## Sound Pressure Levels (dBA) for CAE Enclosure

Generator Set Model		50 Hz						60 Hz						
		15 m (50 ft)		7 m (23 ft)		1 m (3 ft)		15 m (50 ft)		7 m (23 ft)		1 m (3 ft)		
		75% Load	100% Load	75% Load	100% Load	75% Load	100% Load	75% Load	100% Load	75% Load	100% Load	75% Load	100% Load	
P26-3S	Prime	93	61	62	67	68	76	77	61	63	67	69	77	79
	Standby	93	61	62	67	68	76	77	61	64	67	70	78	80
P26-6S	Prime	94	59	61	65	67	75	77	-	-	-	-	-	-
	Standby	94	60	62	66	68	76	77	-	-	-	-	-	-
P40-3S	Prime	93	57	58	63	64	74	74	60	61	66	67	76	77
	Standby	93	57	58	63	64	74	75	60	62	66	68	77	78
P40-4S	Prime	90	56	56	62	62	74	75	-	-	-	-	-	-
	Standby	90	56	57	62	63	74	75	-	-	-	-	-	-
P50-5S	Prime	-	57	59	63	65	74	76	61	62	67	68	77	79
	Standby	-	58	60	64	66	75	77	61	63	67	69	77	79
P55-6S	Prime	-	58	59	64	65	75	76	-	-	-	-	-	-
	Standby	-	58	59	64	65	75	76	-	-	-	-	-	-
P90-3S	Prime	-	62	63	68	69	80	81	65	65	71	71	84	84
	Standby	-	63	64	69	70	80	81	65	66	71	72	84	84
P90-6S	Prime	-	61	62	67	68	79	79	-	-	®	-	-	-
	Standby	-	62	62	68	68	79	79	-	-	-	-	-	-

Levels in accordance with European Noise Directive (2000/14/EC).

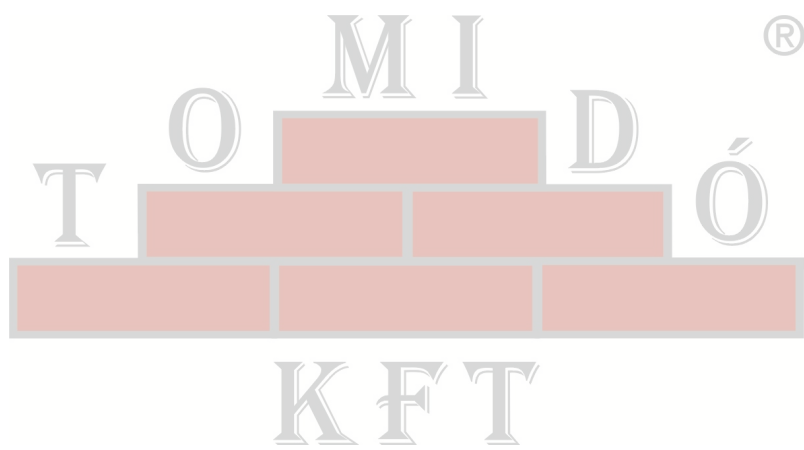




## Dimensions and Weights for CAE Enclosure

Generator Set Model	A: mm	B: mm	C: mm	D*: mm	Weight: kg	Fuel Capacity: l
Three Phase Models						
P33-3	2120	970	1525	718	1002	161
P33-6	2120	970	1525	718	1002	161
P50-3	2300	1120	1525	795	1237	219
P50-4	2300	1120	1525	795	1229	219
P55-3	2300	1120	1525	795	1237	219
P55-4	2300	1120	1525	795	1277	219
P65-5	2300	1120	1525	795	1279	219
P65-6	2300	1120	1525	795	1319	219
P88-3	2300	1120	1525	795	1416	219
P88-6	2770	1120	1525	896	1554	250
P110-3	2770	1120	1525	896	1615	250
P110-6	2770	1120	1525	896	1744	250
P150-5	3520	1120	1815	1145	1975	349
P165-5	3520	1120	1815	1145	2113	349
P165-6	3520	1120	1815	1145	2158	349
P175-2	3520	1120	1815	1145	2158	349
P200-3	3520	1320	1815	1080	2273	418
P200-6	3520	1320	1815	1080	2248	418
P220-3	3520	1320	1815	1080	2203	418
Single Phase Models						
P26-3S	2120	970	1525	718	991	161
P26-6S	2120	970	1525	718	991	161
P40-3S	2300	1120	1525	795	1247	219
P40-4S	2300	1120	1525	795	1199	219
P50-5S	2300	1120	1525	795	1340	219
P55-6S	2300	1120	1525	795	1355	219
P90-3S	2770	1120	1525	899	1613	250
P90-6S	2770	1120	1525	899	1653	250

\*Clearance required both sides; Weight with lube oil, no coolant, no fuel.



**FG Wilson manufactures product in the following locations:**

Northern Ireland • Brazil • China • India • USA

With headquarters in Northern Ireland, FG Wilson operates through a Global Dealer Network.

To contact your local Sales Office please visit the FG Wilson website at [www.FGWilson.com](http://www.FGWilson.com).

FG Wilson is a trading name of Caterpillar (NI) Limited.

In line with our policy of continuous product development, we reserve the right to change specification without notice.

24-220 kVAEnclosure/0816/GB